




















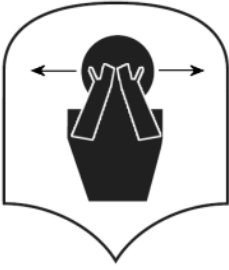



HLO Arm/Hand Signals on Shell Platforms

Operation	Description	Meaning of signal and action	
Gain attention	Wave hand above shoulder height (Warning - When under rotor arc - no higher than head height)	Given by Pilot, HLO, or HDA - Give me your attention	
Stop or Hold	Hold up one or both fists	Given by HLO/HDA to Pilot - STOP , maintain current state until advised Given by HLO/HDA to Helideck Team Member or Passenger - STOP , remain in place	
Stop or Hold	Hold up one or both fists	Given by Pilot - STOP , Hold in place / Do not enter rotor arc / Do not leave rotor arc	
WAVE OFF	Wave arms over head [Warning - Give from a location where you can reach safety if Pilot continues landing]	WAVE OFF, do not land	

Operation	Description	Meaning of signal and action	
FIRE	Make figure 8 in front of body with hand [Warning - Give from a location where you can reach safety]	You are on fire!	
HLO/HDA requests to enter / leave rotor arc	Touch hand to head, then point toward / away from aircraft	Given by HLO/HDA - I want to enter / leave the rotor arc [Do not enter / leave rotor arc until acknowledged]	
Approval for HLO/HDA to enter rotor arc	Beckoning motion, palm of hand toward face and repetitively bring hand toward face	Given by Pilot - Enter the rotor arc	
Approval for HLO/HDA to leave rotor arc	Point away from aircraft	Given by Pilot - Leave the rotor arc	
Insert Chocks	Hands up, thumbs inward. Move thumbs together.	Given by Pilot – Put chocks in place Repeated by HLO – Acknowledge Pilot's signal to chock aircraft	

Operation	Description	Meaning of signal and action	
Chocks in place	Arms extended palms facing inward, then swung from the extended position inward	Given by HLO/HDA - Chocks have been put in place on landing gear	
Aircraft shutdown	Wave hand on edge in front of throat in a cutting motion	Given by Pilot - I am ready to shut down [Do not shut down until acknowledged]	
Aircraft shutdown	Wave hand on edge in front of throat in a cutting motion	Given by HLO - The helideck is ready for you to shut down [Expect pilot to shutdown upon receiving signal]	
Passenger unload / load	Two fingers pointed down and moved backwards and forwards in opposite directions as if walking	Given by HLO - Ready to unload / load passengers	
Passenger unload / load	Beckoning motion, palm of hand toward face and repetitively bring hand toward face	Given by Pilot - Enter the rotor arc	

Operation	Description	Meaning of signal and action	
Fueling	Forefinger pointed horizontally and rotated in a circular motion	Given by Pilot - Begin fueling	
Fueling	Forefinger pointed horizontally and rotated in a circular motion	Given by HLO - We are beginning fueling	
Fueling	Hand horizontal palm down, wave hand side to side	Given by Pilot, HLO, HDA or Refueler - Stop fueling	
Starting engines or turning rotors	Hand overhead in a circular motion	Given by Pilot - I am ready to start engines / turn rotors [Do not start engines / turn rotors until acknowledged]	
Starting engines or turning rotors	Hand overhead in a circular motion	Given by HLO - The helideck is ready for you to start engines / turn rotors [Expect pilot to start engines / turn rotors upon receiving signal]	

Operation	Description	Meaning of signal and action	
Remove chocks	Hands in front of face, thumbs outward. Move hands outward.	Given by Pilot - Remove my chocks Repeated by HLO - Acknowledge Pilot's signal to remove chocks	
Chocks removed (Facility chocks)	Hold chocks up so pilot can see them	Given by HLO/HDA - Chocks have been removed	
Chocks removed (Aircraft chocks)	Arms down, thumbs facing outward, then swung outwards	Given by HLO/HDA - Chocks have been removed	
Rotors turning - Preparation for takeoff	Thumbs up	Given by Pilot - I am ready to takeoff [Do not takeoff until acknowledged]	
Rotors turning - Preparation for takeoff	Thumbs up	Given by HLO - The helideck is ready for you to takeoff [Expect pilot to commence takeoff upon receiving signal]	